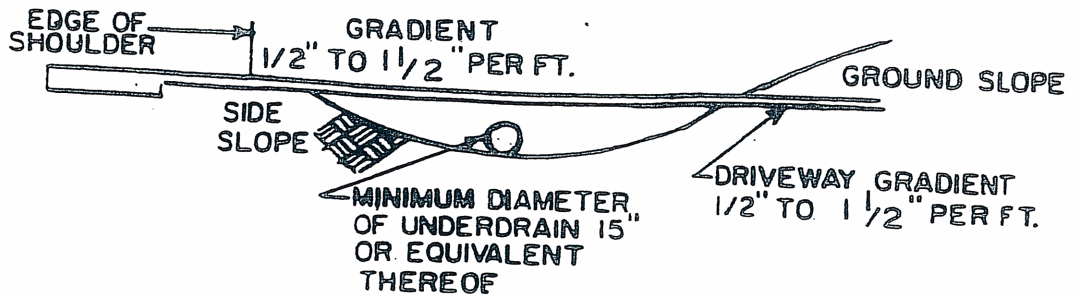



FIGURE 1 DRIVEWAY CONSTRUCTION SPECIFICATION

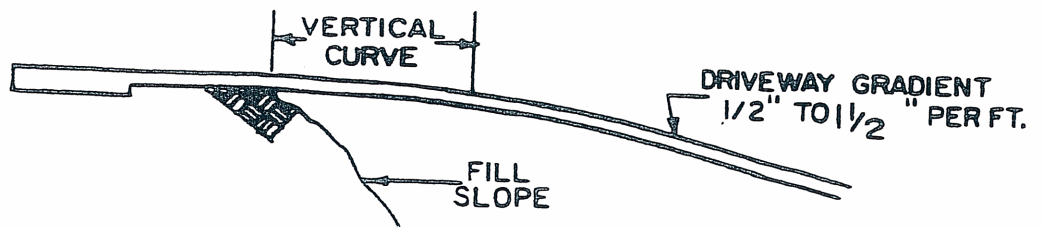
① WITHOUT HIGHWAY CURB DRIVEWAY IN CUT SECTION




② DRIVEWAY IN VALLEY GUTTER



③ DRIVEWAY IN FILL SECTION



④ WITH HIGHWAY CURB DRIVEWAY WITH HIGHWAY EDGE CURB



DIFFERENCE BETWEEN GRADIENT OF DRIVEWAY
AND CROSS SLOPE OF PAVEMENT SHOULD NOT